

COMMENT POSER...

La cheville à visser CROCOVIX ?




Matériel Nécessaire




1 visseuse **ou** un
tournevis

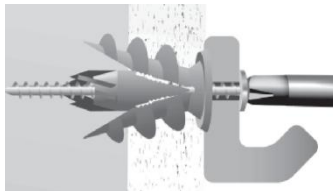
Etapes




1. Visser la cheville directement dans le mur



2. Placer l'objet à fixer



3. Les mâchoires s'écartent



4. Visser jusqu'au blocage